

Scaled data based on original data using  
LM-79-08 Approved Method: Electrical and Photometric Measurements of Solid-  
State Lighting Products

Test Report Prepared for  
Cooper Lighting Solutions  
(formerly Eaton)

Brand: INVUE

Report Number: P401623

Luminaire Tested: **ENT-SA1E-727-U-T3-HSS**

Issue Date: 5/20/2020

**Test Information**

Test Method: LM-79-08  
Report Number: P401623  
TEST IS SCALED FROM IESNA LM-79-08 TEST DATA (G1-2004-754-14)  
Test Lab: INNOVATION CENTER  
Issue Date: 5/20/2020  
Manufacturer: COOPER LIGHTING SOLUTIONS (FORMERLY EATON)  
Product Line: INVUE  
Catalog Number: ENT-SA1E-727-U-T3-HSS  
Description: ENTRI LED LUMINAIRE  
(1) 70 CRI, 2700K, 1050mA LIGHTSQUARE WITH 16 LEDS AND TYPE III OPTICS WITH HOUSE SIDE SHIELD  
Light Source: -  
Ballast/Driver: ELECTRONIC DRIVER

**Summary**

Lumens per Lamp: N/A  
Luminaire Lumens: 4520 lumens  
Efficiency: N/A  
Efficacy: 79.0 lumens/watt  
Luminous Opening: Rectangular (W 0.5' x L: 0.5' x H: 0')  
IES Classification: Type III - Short - Full Cutoff  
BUG Rating: B1 - U0 - G1

Input Watts (W): 57.2  
Input Voltage (V): NR  
Input Current (Ain): NR  
Voltage Rise (V): NR  
Power Factor: NR  
Total Harmonic Distortion (THDi): NR  
Frequency (hertz): 60  
Stabilization Time: NR  
Operation Time: NR  
Ambient Temperature (°C): NR  
Test Distance: 25 FT

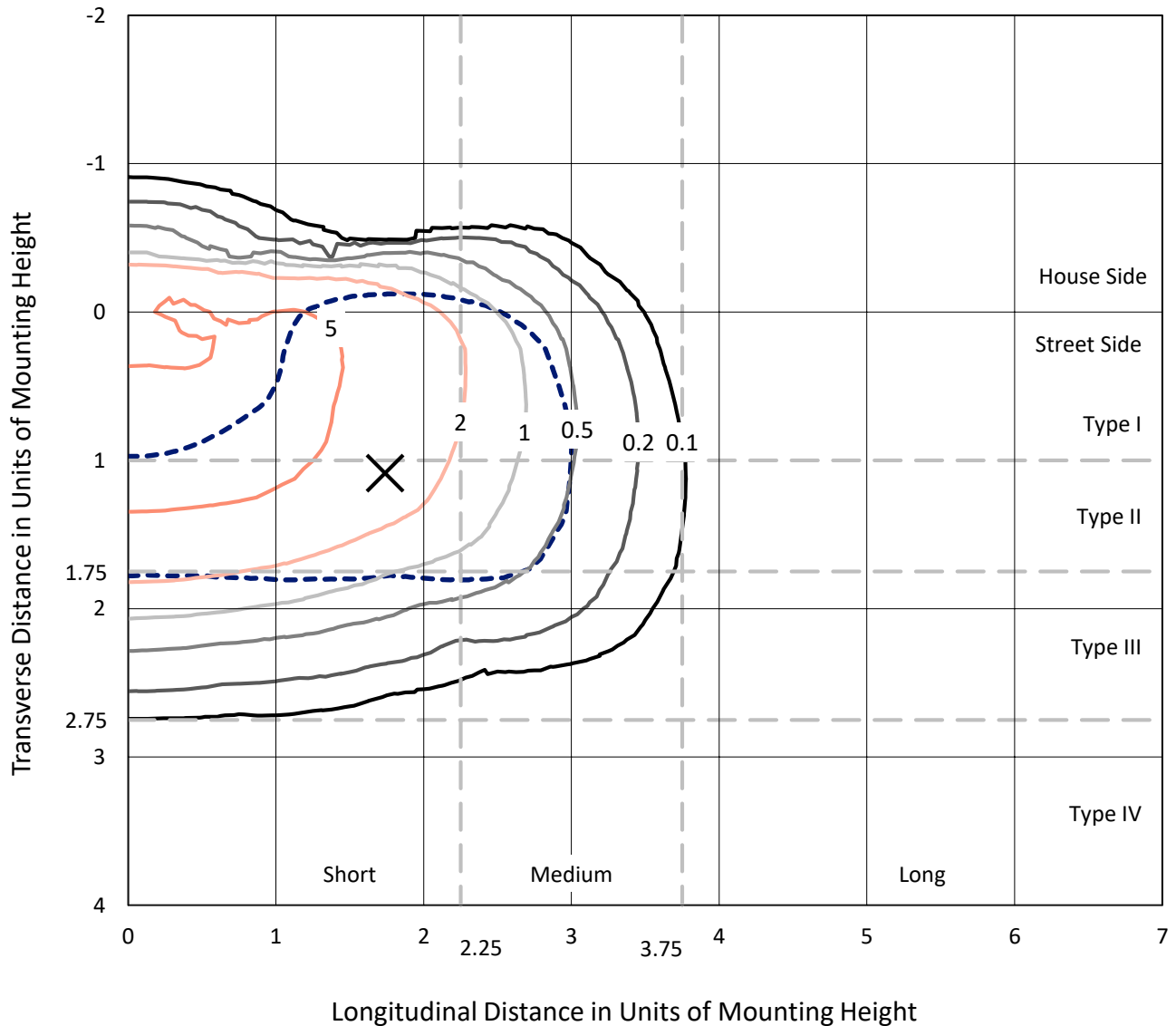


REPORT NUMBER: P401623

CATALOG NUMBER: ENT-SA1E-727-U-T3-HSS

### Iso-Footcandle Lines of Horizontal Illumination

× Max cd  
 - - - 1/2 Max cd

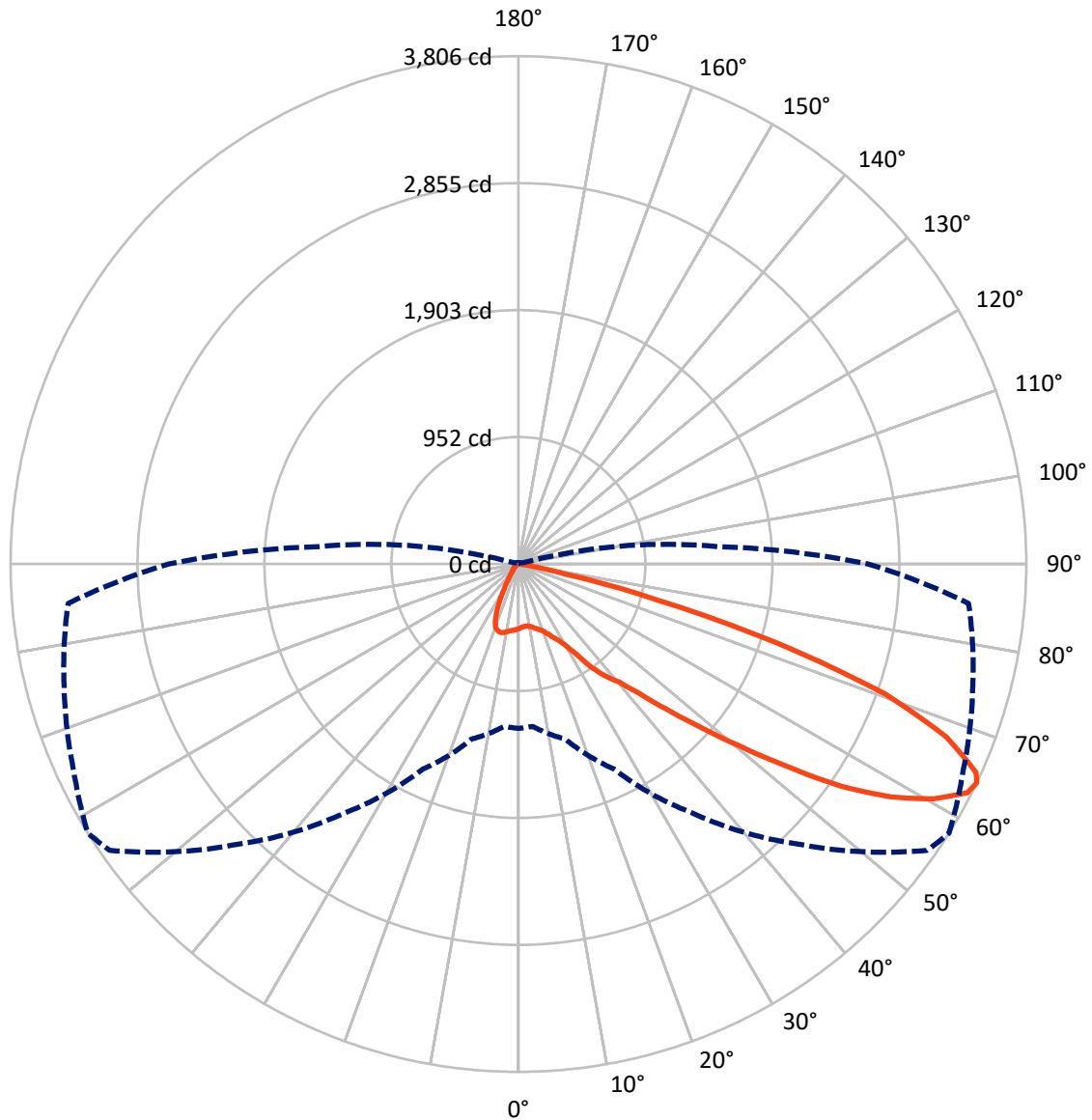


Based on 10 foot mounting height. Maximum calculated value = 7.2 fc  
 Type III - Short - Full Cutoff

REPORT NUMBER: P401623

CATALOG NUMBER: ENT-SA1E-727-U-T3-HSS

### Luminous Intensity Polar Plot



— Vertical Plane Through 58-Deg Lateral    - - - Horizontal Cone Through 64-Deg Vertical

REPORT NUMBER: P401623

CATALOG NUMBER: ENT-SA1E-727-U-T3-HSS

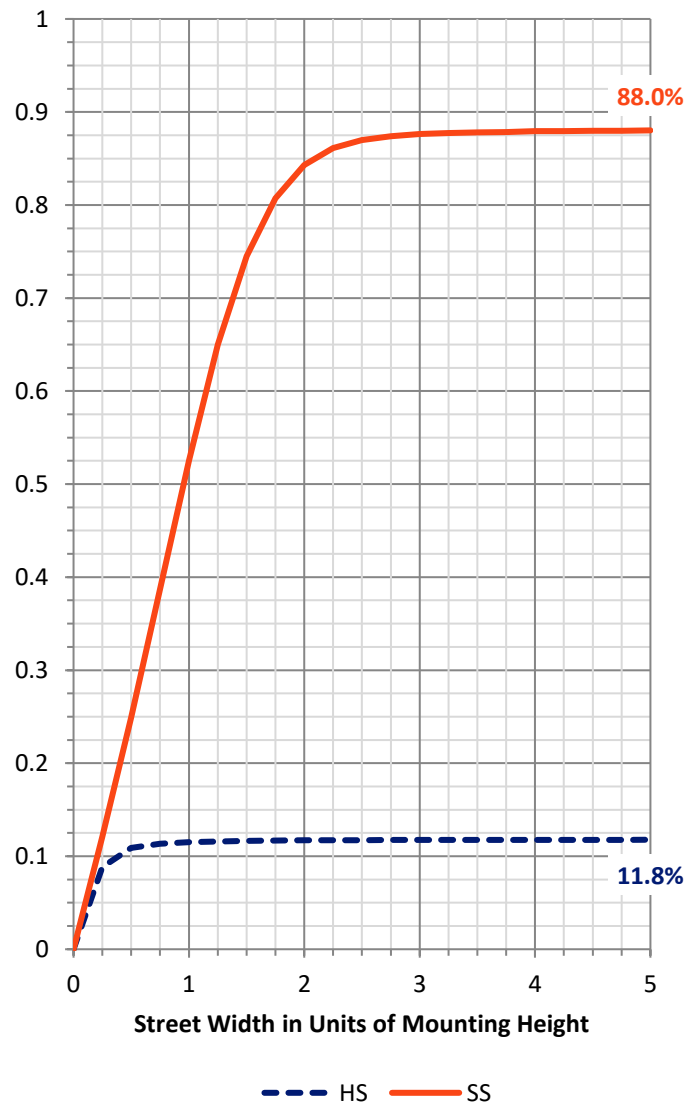
**FLUX DISTRIBUTION:**

		Downward	Upward	Total
<b>House Side</b>	Lumens	538.9	0.0	538.9
	% Fixture	11.9	0.0	11.9
<b>Street Side</b>	Lumens	3981.1	0.0	3981.1
	% Fixture	88.1	0.0	88.1
<b>Total</b>	Lumens	4520.0	0.0	4520.0
	% Fixture	100.0	0.0	100.0

**Coefficient of Utilization**

**ZONAL LUMENS:**

Zone	Lumens	% Fixture
0°-10°	45.8	1.0
10°-20°	133.4	3.0
20°-30°	239.6	5.3
30°-40°	420.1	9.3
40°-50°	768.0	17.0
50°-60°	1313.9	29.1
60°-70°	1274.6	28.2
70°-80°	315.7	7.0
80°-90°	9.0	0.2
90°-100°	0.0	0.0
100°-110°	0.0	0.0
110°-120°	0.0	0.0
120°-130°	0.0	0.0
130°-140°	0.0	0.0
140°-150°	0.0	0.0
150°-160°	0.0	0.0
160°-170°	0.0	0.0
170°-180°	0.0	0.0
0°-90°	4520.0	100.0
0°-180°	4520.0	100.0



REPORT NUMBER: P401623

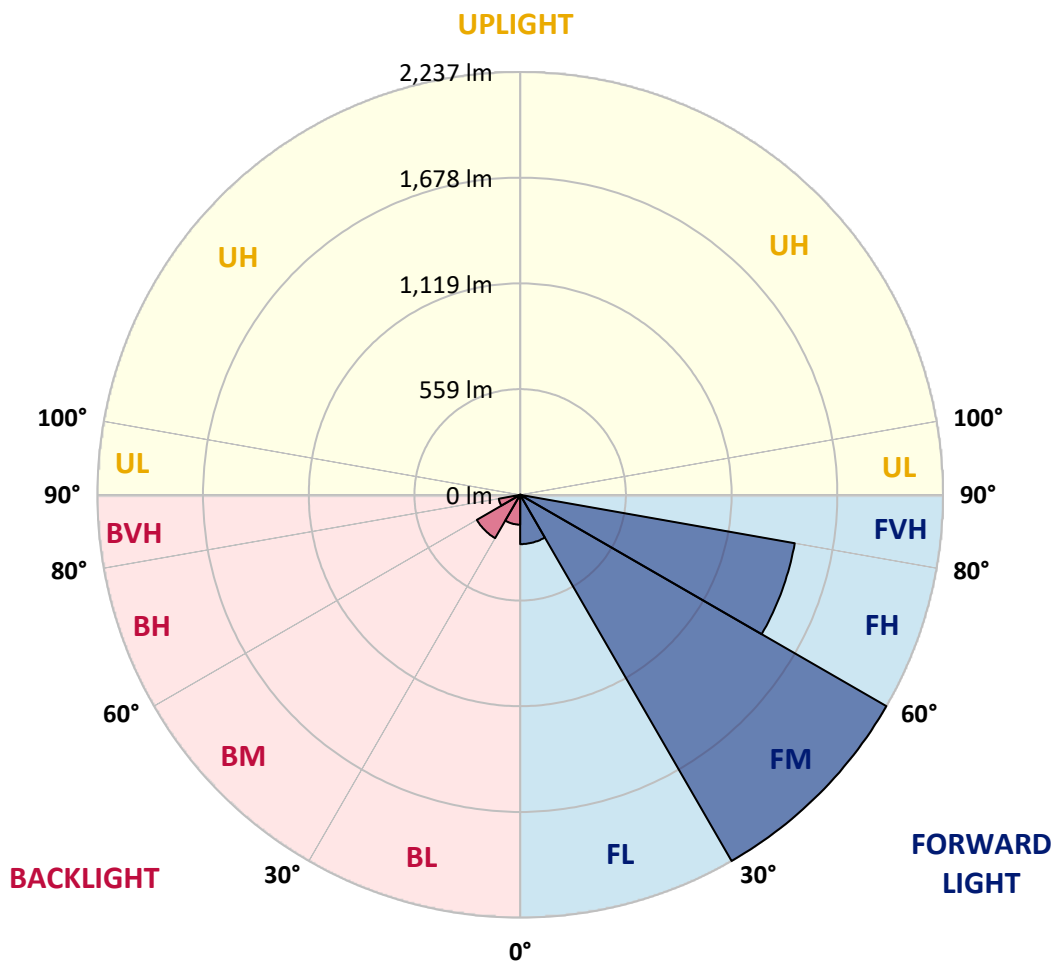
CATALOG NUMBER: ENT-SA1E-727-U-T3-HSS

**LUMINAIRE CLASSIFICATION SYSTEM LUMEN TABLE AND BUG RATING:**

Zone		Lumens	% Fixture	Zone Rating/Lumen Limit		
				B	U	G
FL	(0°-30°)	261.0	5.8			
FM	(30°-60°)	2237.3	49.5			
FH	(60°-80°)	1475.2	32.6			G1/1800
FVH	(80°-90°)	7.6	0.2			G0/10
BL	(0°-30°)	157.8	3.5	B1/500		
BM	(30°-60°)	264.7	5.9	B1/1000		
BH	(60°-80°)	115.1	2.5	B1/500		G1/500
BVH	(80°-90°)	1.4	0.0			G0/10
UL	(90°-100°)	0.0	0.0		U0/0	
UH	(100°-180°)	0.0	0.0		U0/0	

**BUG Rating: B1-U0-G1**

Type III Short





REPORT NUMBER: P401623

CATALOG NUMBER: ENT-SA1E-727-U-T3-HSS

**CANDELA DISTRIBUTION (FULL):**

	0°	5°	15°	25°	35°	45°	55°	58°	65°	75°	85°
0°	484.2	484.2	484.2	484.2	484.2	484.2	484.2	484.2	484.2	484.2	484.2
2.5°	464.1	464.1	465.8	466.6	469.1	471.6	475.0	475.8	477.5	481.7	483.3
5°	439.0	439.8	441.5	445.7	451.6	458.2	466.6	469.1	475.8	484.2	490.0
7.5°	429.0	429.8	432.3	437.3	444.9	454.9	464.9	468.3	477.5	490.9	499.2
10°	427.3	427.3	430.6	438.2	447.4	459.9	470.8	475.0	487.5	503.4	516.8
12.5°	427.3	427.3	431.5	440.7	451.6	467.4	482.5	488.3	502.6	522.6	539.4
15°	434.8	436.5	439.0	444.9	457.4	475.0	495.9	502.6	520.1	544.4	565.3
17.5°	488.3	486.7	478.3	470.8	468.3	483.3	508.4	517.6	543.5	574.5	597.1
20°	592.0	591.2	576.2	539.4	506.7	498.4	527.6	538.5	576.2	617.1	633.8
22.5°	717.5	721.7	698.2	648.9	582.0	539.4	556.1	571.1	619.6	669.0	679.0
25°	842.1	847.1	825.3	763.5	681.5	607.1	595.4	608.8	664.0	713.3	709.1
27.5°	989.2	985.1	963.3	893.1	797.7	698.2	648.1	650.6	693.2	748.4	735.0
30°	1097.1	1091.3	1070.4	1022.7	933.2	819.5	723.3	715.8	728.3	789.4	775.2
32.5°	1195.8	1200.0	1184.1	1120.5	1036.1	944.1	836.2	816.1	811.1	863.0	839.6
35°	1293.6	1292.8	1286.9	1230.9	1148.1	1061.2	970.8	956.6	955.0	1005.1	941.6
37.5°	1410.7	1404.8	1394.0	1337.1	1271.0	1188.3	1092.1	1069.5	1065.3	1075.4	1000.9
40°	1536.1	1543.6	1526.1	1466.7	1394.8	1332.9	1198.3	1164.0	1135.6	1164.8	1117.2
42.5°	1722.6	1728.5	1697.5	1656.5	1563.7	1506.0	1369.7	1322.9	1309.5	1353.8	1300.3
45°	1956.7	1945.9	1925.0	1896.5	1819.6	1731.8	1589.6	1545.3	1531.1	1607.2	1519.4
47.5°	2139.0	2137.4	2138.2	2132.3	2120.6	2015.3	1846.4	1816.3	1802.0	1911.6	1814.6
50°	2254.4	2261.1	2289.5	2362.3	2415.8	2371.5	2173.3	2136.5	2125.7	2239.4	2108.1
52.5°	2341.4	2357.3	2404.9	2548.8	2720.2	2735.2	2571.4	2519.5	2494.4	2526.2	2343.9
55°	2385.7	2393.2	2466.0	2678.4	2946.8	3054.7	2986.1	2942.6	2841.4	2781.2	2620.7
57.5°	2282.0	2270.3	2395.7	2665.8	3063.9	3312.2	3341.5	3292.2	3129.9	3083.1	2956.8
60°	2010.3	2005.2	2146.6	2471.0	2961.9	3372.4	3604.9	3574.0	3425.1	3313.9	3195.2
62.5°	1533.6	1542.0	1691.7	2022.0	2598.1	3199.3	3751.2	3776.3	3618.3	3452.7	3371.6
64°	1231.7	1221.7	1358.8	1695.0	2279.5	2968.6	3740.4	3806.4	3676.8	3525.5	3387.5
65°	1034.4	1012.7	1143.9	1448.3	2010.3	2801.3	3663.4	3769.6	3681.0	3543.0	3329.8
67.5°	544.4	556.1	612.1	879.7	1357.2	2118.1	3298.9	3459.4	3495.4	3303.0	2901.7
70°	244.2	245.8	281.8	449.0	750.9	1373.9	2653.3	2913.4	2933.4	2713.5	2102.2
72.5°	81.1	81.9	124.6	179.8	315.3	636.4	1792.0	2028.7	2072.1	1759.4	1140.6
75°	50.2	51.8	66.1	97.0	146.3	222.4	908.1	1068.7	1077.9	780.2	414.8
77.5°	31.8	33.4	40.1	57.7	80.3	84.5	297.7	360.4	408.1	281.0	128.8
80°	20.1	20.1	25.9	35.1	41.8	36.0	81.1	107.0	128.8	94.5	43.5
82.5°	7.5	7.5	13.4	19.2	17.6	12.5	21.7	28.4	49.3	46.8	20.9
85°	0.0	0.0	0.8	1.7	0.8	1.7	4.2	5.9	9.2	13.4	6.7
87.5°	0.0	0.0	0.0	0.0	0.8	0.8	1.7	1.7	1.7	1.7	1.7
90°	0.0	0.0	0.0	0.0	0.0	0.0	0.0	0.0	0.0	0.0	0.0



REPORT NUMBER: P401623

CATALOG NUMBER: ENT-SA1E-727-U-T3-HSS

**CANDELA DISTRIBUTION (continued):**

	90°	95°	105°	115°	125°	135°	145°	155°	165°	175°	180°
0°	484.2	484.2	484.2	484.2	484.2	484.2	484.2	484.2	484.2	484.2	484.2
2.5°	485.8	487.5	490.9	491.7	492.5	490.0	492.5	490.0	491.7	491.7	491.7
5°	493.4	495.9	498.4	499.2	498.4	492.5	494.2	490.0	489.2	489.2	489.2
7.5°	503.4	505.9	510.1	507.6	502.6	494.2	493.4	487.5	485.0	485.0	485.8
10°	521.8	524.3	526.0	521.0	510.9	498.4	489.2	476.6	470.8	468.3	468.3
12.5°	545.2	547.7	546.9	538.5	520.1	494.2	468.3	444.0	426.5	419.8	413.1
15°	570.3	573.6	572.0	554.4	519.3	473.3	423.1	366.3	331.1	308.6	304.4
17.5°	599.6	602.9	594.5	562.8	506.7	429.0	333.6	256.7	205.7	186.5	185.6
20°	635.5	633.8	613.8	563.6	484.2	347.0	223.3	160.6	138.8	133.8	133.0
22.5°	676.5	669.0	632.2	558.6	422.3	235.8	143.8	127.1	124.6	122.9	122.9
25°	699.9	686.5	638.9	544.4	325.3	150.5	122.1	118.7	115.4	112.1	111.2
27.5°	718.3	698.2	641.4	497.5	216.6	115.4	110.4	107.0	102.0	97.0	96.2
30°	751.8	721.7	645.6	415.6	133.0	98.7	96.2	90.3	82.8	77.8	76.1
32.5°	812.0	768.5	662.3	311.1	97.0	87.0	80.3	72.8	64.4	59.4	59.4
35°	876.4	812.8	670.6	204.9	84.5	76.1	66.1	56.9	49.3	45.2	44.3
37.5°	935.7	876.4	668.1	125.4	75.3	65.2	54.4	45.2	38.5	35.1	35.1
40°	1057.0	987.6	633.8	86.1	66.1	55.2	44.3	35.1	30.9	28.4	28.4
42.5°	1230.1	1109.7	557.8	73.6	57.7	46.0	35.1	29.3	25.9	23.4	23.4
45°	1424.1	1244.3	444.9	66.1	50.2	38.5	29.3	24.3	20.9	20.1	20.1
47.5°	1678.3	1407.3	327.0	59.4	43.5	32.6	24.3	20.1	18.4	17.6	17.6
50°	1900.7	1539.5	223.3	51.8	38.5	27.6	20.9	18.4	16.7	15.9	15.9
52.5°	2103.1	1631.4	147.2	45.2	34.3	22.6	19.2	16.7	15.9	15.1	15.1
55°	2341.4	1701.7	99.5	39.3	30.1	20.9	18.4	16.7	15.1	15.1	14.2
57.5°	2543.8	1743.5	71.1	33.4	26.8	19.2	17.6	15.9	14.2	13.4	13.4
60°	2661.7	1694.2	51.8	29.3	23.4	17.6	15.9	14.2	13.4	12.5	12.5
62.5°	2694.3	1598.8	40.1	25.1	20.1	15.9	14.2	12.5	11.7	10.9	10.9
64°	2619.0	1496.8	34.3	21.7	17.6	14.2	13.4	11.7	10.0	8.4	8.4
65°	2512.8	1402.3	30.9	20.1	15.9	13.4	12.5	10.9	8.4	6.7	6.7
67.5°	2093.9	1118.0	25.1	16.7	12.5	11.7	10.0	8.4	5.9	4.2	4.2
70°	1486.8	781.9	19.2	13.4	10.9	10.9	9.2	6.7	3.3	1.7	1.7
72.5°	786.9	406.4	15.9	10.9	8.4	8.4	7.5	4.2	2.5	1.7	0.8
75°	275.1	133.8	13.4	9.2	7.5	5.9	5.0	3.3	2.5	1.7	0.8
77.5°	83.6	44.3	11.7	9.2	6.7	5.0	5.9	5.0	5.0	3.3	2.5
80°	26.8	15.9	6.7	5.9	6.7	6.7	5.9	5.0	5.9	4.2	3.3
82.5°	10.0	5.9	2.5	3.3	3.3	4.2	4.2	3.3	2.5	0.8	0.0
85°	3.3	2.5	1.7	2.5	2.5	2.5	1.7	1.7	0.8	0.0	0.0
87.5°	1.7	1.7	1.7	1.7	1.7	1.7	0.8	0.8	0.0	0.0	0.0
90°	0.0	0.0	0.0	0.0	0.0	0.0	0.0	0.0	0.0	0.0	0.0

(END OF REPORT)